

Setting Up your MSD Supplier Record

This is the second part of the supplier registration process with MSD. Your MSD supplier record contains all data relevant to your business: bank details for payment, address, contact information, and more. The record is created and maintained by means of a **questionnaire** sent by MSD and connected to your Ariba profile. This is also known as a **Supplier Questionnaire** or **SLP Questionnaire**.

Please Note: only the Account Administrator, or someone authorized by them, can fill out and submit the questionnaire.

Register as a supplier with MSD

Dear Supplier,

has invited you to register to become a supplier to MSD.

MSD uses the Ariba Network to manage its sourcing, procurement and purchasing processes, and as a portal to communicate with suppliers. Registering for the Ariba Network will enable simple communication and inclusion in these processes.

[Click Here](#) to sign in to the Ariba Network with your existing username and password.

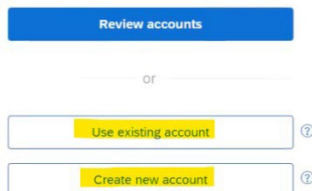
Once you have logged in, please access and complete the Supplier Registration Questionnaire issued by MSD. It is critical you correctly complete this Questionnaire in order to be setup to do business with MSD.

Please note your company's SM ID. This is a unique identifier that may need to be referenced later in your onboarding process.

Thank you, and we look forward to doing business with you.

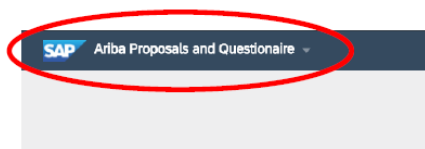
Check your email inbox for an invitation to register to become an MSD supplier. Click the link in the invitation to proceed to the Ariba portal.

We found existing accounts based on the information in the invite. Please review.



The screenshot shows a blue button labeled "Review accounts". Below it, the word "or" is centered. There are two input fields, each containing a yellow button: "Use existing account" and "Create new account". Both buttons have a question mark icon to their right.

You will then be prompted to either log in with your existing Ariba credentials or create a new Ariba account if you do not yet have one

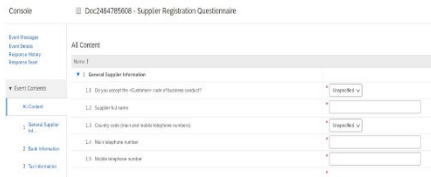


After logging in, you should be directed to the questionnaires section. If this does not happen, please choose the **Ariba Proposals and Questionnaires** option from the drop-down menu on the top left of your screen.

Registration Questionnaires

Title	ID	End Time ↓
▼ Status: Open (1)		
Supplier registration questionnaire	Doc1900396153	4/9/2021 10:29 AM

In the **Proposals and Questionnaires** screen, scroll down to the **Registration Questionnaires** section and click the Supplier Registration Questionnaire link.



You will then be directed to the questionnaire. Fill out all the necessary fields. Please be advised – some fields, such as the banking details, will require you to upload **supporting documentation**.



Click the **Submit Entire Response** button at the bottom at the questionnaire once finished. and confirm the submission when prompted by clicking OK.

✓ Submit this response?

Click OK to submit.



You will prompted again if you wish to submit the questionnaire. Click the **OK** button if you wish to submit the response or the **Cancel** button if your wish to make further corrections before submitting.

A message confirming the submission will appear on screen.

You have submitted a response for this event. Thank you for participating.

The questionnaire will then be reviewed by MSD and either approved or sent back to be refilled if corrections are necessary.

Please Note: As part of review process, you might be contacted by MSD personnel to confirm the submission details.